













CBI® LED Circuit Board Indicator Selector Guide

3MM	LED from PCB (a)	Housing mounts on x Pitch (b)	Front of housing to center of lead (c)	Distance between LEDs (d)	Available Colors	Additional Options	
3 mm LED CBI							
	551-xx01F	0.197 (5mm)	0.197 (5mm)	0.269 (6.84mm)	-	<ul style="list-style-type: none"> •G •Y •R •B •O Integral Resistor, 5V Low Current Bi-Color Reverse Polarity (DIN 41494 compatible)	
	551-xx02F	0.1 (2.54mm)	0.175 (4.45mm)	0.27 (6.86mm)	-	<ul style="list-style-type: none"> •G •Y •R Integral Resistor, 5V Low Current Bi-Color Reverse Polarity	
	551-xx03F	0.25 (6.35mm)	0.185 (4.70mm)	0.14 (3.6mm)	-	<ul style="list-style-type: none"> •G •Y •R •B Integral Resistor, 5V Low Current Bi-Color Reverse Polarity	
	551-xx04F	0.45 (11.4mm)	0.185 (4.70mm)	0.14 (3.6mm)	-	<ul style="list-style-type: none"> •G •Y •R •B Integral Resistor, 5V Low Current Bi-Color Reverse Polarity	
	551-xx07F	0.2 (5.08mm)	0.175 (4.45mm)	0.175 (4.45mm)	-	<ul style="list-style-type: none"> •G •Y •R •B •O Integral Resistor, 5V Low Current Bi-Color Reverse Polarity	
	551-xx09F	0.12 (3.05mm)	0.165 (4.19mm)	0.16 (4.06mm)	-	<ul style="list-style-type: none"> •G •Y •R •B •O Integral Resistor, 5V Low Current Bi-Color Reverse Polarity	
	551-xx11F	0.2 (5.08mm)	0.156 (3.96mm)	0.247 (6.27mm)	-	<ul style="list-style-type: none"> •G •Y •R •B Low Current (DIN 41494 compatible)	
3mm 3-Leaded Bi-Color LED CBI							
	551-3508F	0.15 (3.81mm)	0.2 (5.08mm)	0.18 (4.57mm)	-	•R/•G	-
	551-3508-801F	0.15 (3.81mm)	0.2 (5.08mm)	0.18 (4.57mm)	-	•R/•G	-

CBI® LED Circuit Board Indicator Selector Guide

3MM		LED from PCB (a)	Housing mounts on x Pitch (b)	Front of housing to center of lead (c)	Distance between LEDs (d)	Available Colors	Additional Options
3mm Tri-Block LED CBI							
	551-xx06-003F	0.1 (2.54mm)	0.54 (13.72mm)	0.2 (5.08mm)	0.18 (4.57mm)	•G •Y •R	Low Current Bi-Color
	551-xx07-003F	0.2 (5.08mm)	0.54 (13.72mm)	0.2 (5.08mm)	0.18 (4.57mm)	•G •Y •R	Low Current
3mm Quad LED CBI							
	551-xx07-004F	0.2 (5.08mm)	0.68 (17.27mm)	0.175 (4.45mm)	0.170 (4.32mm)	•G •Y •R •O	Integral Resistor, 5V Low Current Bi-Color Reverse Polarity
3mm Bi-Level LED CBI							
	553-xxxxF	0.1 (2.54mm)	0.175 (4.45mm)	0.175 (4.45mm)	0.2 (5.08mm)	•G •Y •R •B •O	Integral Resistor, 5V Low Current Bi-Color Reverse Polarity Non-Diffused Blank Position
	553-xxxx-200F	0.100 (2.54mm)	0.175 (4.45mm)	0.269 (6.84mm)	0.2 (5.08mm)	•R •G •Y •O •B	Integral Resistor, 5V Low Current Bi-Color Reverse Polarity Non-Diffused (DIN 41494 compatible) Blank Position
	553-xxxx-300F	0.1 (2.54mm)	0.2 (5.08mm)	0.2 (5.08mm)	0.2 (5.08mm)	•R •G •Y •O •B	Integral Resistor, 5V Low Current Bi-Color Reverse Polarity Non-Diffused Blank
	553-xxxx-400F	0.1 (2.54mm)	0.2 (5.08mm)	0.269 (6.84mm)	0.2 (5.08mm)	•R •G •Y •O •B	Integral Resistor, 5V Low Current Bi-Color Reverse Polarity Non-Diffused (DIN 41494 compatible)

CBI® LED Circuit Board Indicator Selector Guide

3MM	LED from PCB (a)	Housing mounts on x Pitch (b)	Front of housing to center of lead (c)	Distance between LEDs (d)	Available Colors	Additional Options	
3mm Ganged Array LED CBI							
	553-xxxx-0xxF	0.1 (2.54mm)	0.2 (5.08mm)	0.175 (4.45mm)	Vertical 0.2 (5.08mm) ----- Horizontal 0.2 (5.08mm)	<ul style="list-style-type: none"> •G •Y •R •B •O 	Bi-Color
	553-xxxx-1xxF	0.1 (2.54mm)	0.2 (5.08mm)	0.27 (6.86mm)	Vertical 0.2 (5.08mm) ----- Horizontal 0.2 (5.08mm)	<ul style="list-style-type: none"> •R-•R •G-•G •G-•Y •Y-G •Y-•Y 	Bi-Color
	553-xxxx-2xxF	0.1 (2.54mm)	0.2 (5.08mm)	0.27 (6.86mm)	Vertical 0.2 (5.08mm) ----- Horizontal 0.2 (5.08mm)	<ul style="list-style-type: none"> •G •Y •R •B •O 	Bi-Color
3mm High Density Narrow Bi-level LED CBI							
	569-011x-x00F	0.09 (2.29mm)	0.132 (3.35mm)	0.24 (6.10mm)	0.18 (4.57mm)	<ul style="list-style-type: none"> •R •G •Y •O •B 	-
	569-010x-xxxF	0.09 (2.29mm)	0.264 (6.71mm)	0.24 (6.10mm)	0.18 (4.57mm)	<ul style="list-style-type: none"> •R •G •Y •O •B 	-
3mm Bi-Level Array LED CBI							
	553-xxxx-306F	0.1 (2.54mm)	1.2 (30.48mm)	0.2 (5.08mm)	Vertical 0.2 (5.08mm) ----- Horizontal 0.2 (5.08mm)	<ul style="list-style-type: none"> •R •G •Y •O •B 	Integral Resistor, 5V Low Current Bi-Color Reverse Polarity Non-Diffused
3mm Bi-Level LED CBI Back Lighting							
	553-22xx-100F	0.1 (2.54mm)	0.175 (4.45mm)	0.27 (6.86mm)	0.2 (5.08mm)	<ul style="list-style-type: none"> •R-•R •G-•G •G-•Y •Y-G •Y-•Y 	Backlight

CBI® LED Circuit Board Indicator Selector Guide

3MM	LED from PCB (a)	Housing mounts on x Pitch (b)	Front of housing to center of lead (c)	Distance between LEDs (d)	Available Colors	Additional Options	
3mm Tri-Level LED CBI							
	564-0x00-xxxF	0.1 (2.54mm)	0.175 (4.45mm)	0.175 (4.45mm)	0.2 (5.08mm)	<ul style="list-style-type: none"> •R-•R-•R •R-•Y-•G •G-•G-•G •O-•O-•O •B-•B-•B 	Integral Resistor, 5V Low Current Bi-Color Blank Position
	564-2210-xxxF	0.1 (2.54mm)	0.175 (4.45mm)	0.27 (6.86mm)	0.2 (5.08mm)	<ul style="list-style-type: none"> •R •G •Y 	Backlight
	564-0140-xxx4F	0.1 (2.54mm)	0.775 (19.685mm)	0.27 (6.86mm)	Vertical 0.2 (5.08mm) ----- Horizontal 0.2 (5.08mm)	<ul style="list-style-type: none"> •R •G •Y 	-
3mm Quad-Level LED CBI							
	568-0x0x-xxxF	0.1 (2.54mm)	0.175 (4.45mm)	0.11 (2.79mm)	0.2 (5.08mm)	<ul style="list-style-type: none"> •R-•R-•R-•R •G-•G-•G-•G •G-•Y-•G-•Y •Y-•G-•Y-•G •O-•O-•O-•O •B-•B-•B-•B 	Integral Resistor, 5V Low Current Backlight
	568-221x-xxxF	0.1 (2.54mm)	0.175 (4.45mm)	0.245 (6.22mm)	0.2 (5.08mm)	<ul style="list-style-type: none"> •R-•R-•R-•R •G-•G-•G-•G •G-•Y-•G-•Y •Y-•G-•Y-•G •B 	Backlight
	568-223x-xxxF	0.1 (2.54mm)	0.175 (4.45mm)	0.245 (6.22mm)	Vertical 0.15 (3.81mm) ----- Horizontal 0.2 (3.81mm)	<ul style="list-style-type: none"> •R-•R-•R-•R •G-•G-•G-•G •Y-•Y-•Y-•Y 	Backlight Blank Position
	568-223x-xxx2F	0.1 (2.54mm)	0.40 (10.16mm)	0.245 (6.22mm)	Vertical 0.15 (3.81mm) ----- Horizontal 0.2 (3.81mm)	<ul style="list-style-type: none"> •R-•R-•R-•R •G-•G-•G-•G •Y-•Y-•Y-•Y 	Backlight
	568-223x-xxx4F	0.1 (2.54mm)	0.80 (20.32mm)	0.245 (6.22mm)	Vertical 0.15 (3.81mm) ----- Horizontal 0.2 (3.81mm)	<ul style="list-style-type: none"> •R-•R-•R-•R •G-•G-•G-•G •Y-•Y-•Y-•Y 	Backlight
	568-xx4x-xxx3F	0.139 (3.53mm)	0.524 (13.31mm)	0.245 (6.22mm)	Vertical 0.2 (5.08mm) ----- Horizontal 0.177 (5.08mm)	<ul style="list-style-type: none"> •R-•R-•R •R-•Y-•G •G-•G-•G 	Integral Resistor, 5V Low Current, 2mA Bi-Color Tinted/Non-Diffused Backlight
	568-xx4x-xxx4F	0.139 (3.53mm)	0.701 (17.81mm)	0.245 (6.22mm)	Vertical 0.2 (5.08mm) ----- Horizontal 0.177 (5.08mm)	<ul style="list-style-type: none"> •R-•R-•R •G-•G-•G-•G •Y-•Y-•Y-•Y 	Integral Resistor, 5V Low Current, 2mA Bi-Color Tinted/Non-Diffused Backlight